

M18 18mm Programmable Inductive 2 Wire 5mm/8mm ranges



M18 18mm
Programmable
Inductive Proximity Sensor

5 mm shielded range

8 mm unshielded range

2 wire 10-30VDC

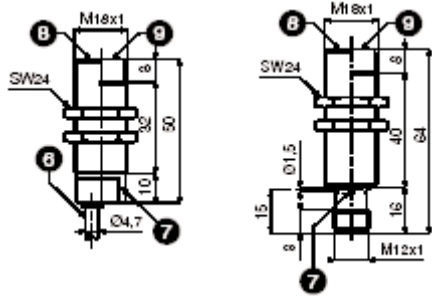
miniaturized body design

2 meter standard integrated cable

IP67 protection degree

protection from electrical damages

NBT nickel plated brass housing



- 1 M1 axial cable
- 4 K1 M12 4 pin 12mm
- 6 M1 cable 3x0.055mm, 3.1mm diameter, PUR, 2m
- 7 LED status indicator (NO output energized)
- 8 Shielded version
- 9 Unshielded version



Parts Matrix

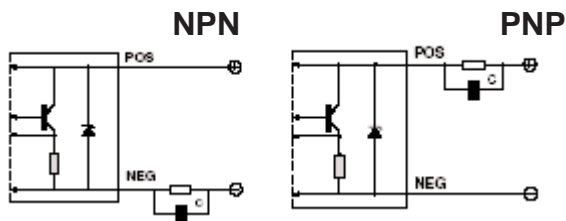
inductive sensor series	X	X
M18 18mm diameter body	18	18
standard diameter-standard ranges	D	D
nickel plated brass	B	B
2 wire device	2	2
Programmable Output PNP & NPN	O	O
NO normally open	1	1
NC normally closed	2	2
shielded	S	
unshielded		U
2m standard integrated cable	M1	M1
M12 4 Pin 12mm connector	K1	K1
range (mm)	5mm	8mm
load current	100mA	100mA

PARTS INDEX

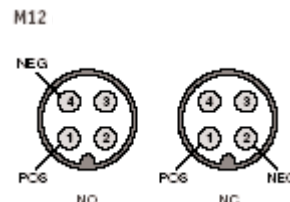
SPECIFICATIONS

X18DB201SM1	PNP/NPN NO SHIELDED M1
X18DB201UM1	PNP/NPN NO UNSHIELED M1
X18DB202SM1	PNP/NPN NC SHIELDED M1
X18DB202UM1	PNP/NPN NC UNSHIELDED M1
X18DB201SK1	PNP/NPN NO SHIELDED K1
X18DB201UK1	PNP/NPN NO UNSHIELED K1
X18DB202SK1	PNP/NPN NC SHIELDED K1
X18DB202UK1	PNP/NPN NC UNSHIELDED K1

Wiring Diagram



K1 Connection Diagram



TECHNICAL SPECIFICATIONS

Nominal Sensing Distance S_n	5 mm	8 mm
Operating Distance	-	-
Differential Travel	10% Typ	10% Typ
Repeat Accuracy R	2%	2%
Operating Voltage U_b	10-30VDC	10-30VDC
Ripple U_{pp}	<20% U_b	<20% U_b
No-load Supply	20mA	20mA
Load Current I_a	<100mA	<100mA
Leakage Current	<10uA	<10uA
Voltage Drop U_d	1.2V max.	1.2V max.
Output Type	PNP/NPN NO or NC Programmable	PNP/NPN NO or NC Programmable
Switching Frequency	3KHz	3KHz
Time Delay Before Availability t_v	50ms	50ms
Supply Electrical Protections	polarity reversal, transient	polarity reversal, transient
Output Electrical Protections	short circuit protection (autoreset)	short circuit protection (autoreset)
Ambient Temperature T_a	-20--+70C	-20--+70C
Temperature Drift	+/- 10% SR	+/- 10% SR
Protection Degree (DIN 40 050)	IEC IP67	IEC IP67
LED Indicators	Yellow (NO output energized)	Yellow (NO output energized)
Housing Material	NBT	NBT
Sensing Face Material	PBT	PBT
Tightening Torque	-	-
Weight (approximate)	30-70G (M1)(K1)	30-70G (M1)(K1)