

M18 18mm Inductive Metal Housing 5mm/8mm ranges Amphenol Connectors



**M18 18mm Amphenol Connector
Inductive Proximity Sensor**

5 mm shielded range

8 mm unshielded range

3 wire 10-30VDC

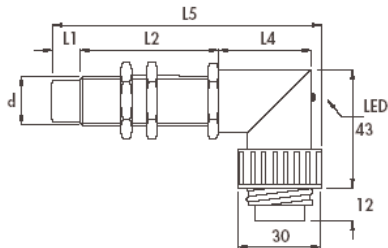
miniaturized body design

2 meter standard integrated cable

IP67 protection degree

protection from electrical damages

NBT nickel plated brass housing



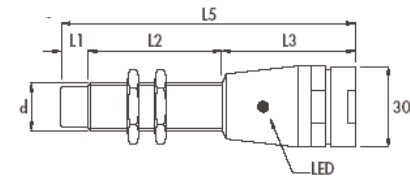
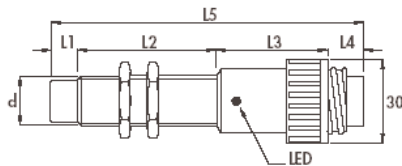
L1 N1 (0/10mm) N2 (0/10mm) N3 (0/10mm)

L2 N1 (60/50mm) N2 (50/50mm) N3 (60/50mm)

L3 N1 (0/0mm) N2 (40/40mm) N3 (50/50mm)

L4 N1 (33/33mm) N2 (13/13mm) N3 (na)

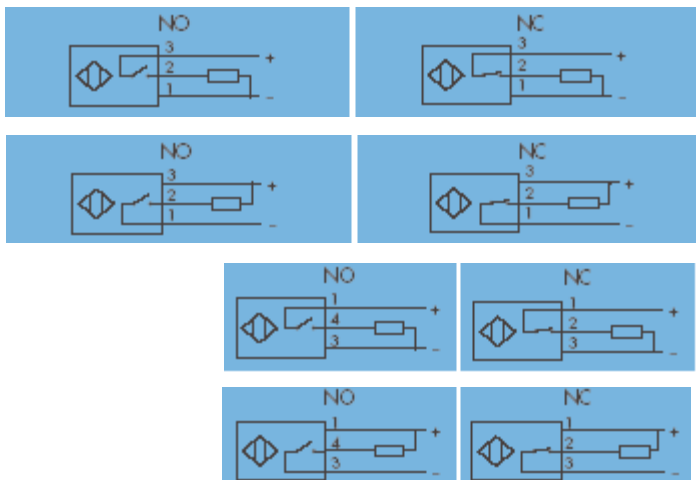
L5 N1 (113/113mm) N2 (96/96mm) N3 (110/110mm)



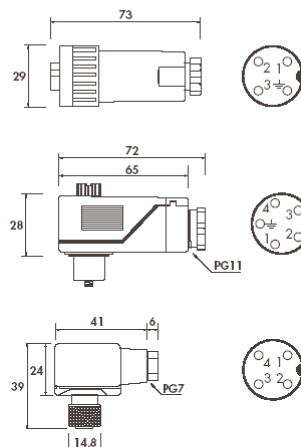
Parts Matrix

			PARTS INDEX	SPECIFICATIONS
inductive sensor series	X	X	X18YB3P1SN1B X18YB3P2SN1B X18YB3N1SN1B X18YB3N2SN1B	PNP NO SHIELDED N1 PNP NC SHIELDED N1 NPN NO SHIELDED N1 NPN NC SHIELDED N1
M18 18m diameter body	18	18	X18YB3P1UN1B X18YB3P2UN1B X18YB3N1UN1B X18YB3N2UN1B	PNP NO UNSHIELDED N1 PNP NC UNSHIELDED N1 NPN NO UNSHIELDED N1 NPN NC UNSHIELDED N1
standard diameter-standard ranges	D	D		
nickel plated brass	B	B		
3 wire device	3	3	X18YB3P1SN2B X18YB3P2SN2B X18YB3N1SN2B X18YB3N2SN2B	PNP NO SHIELDED N2 PNP NC SHIELDED N2 NPN NO SHIELDED N2 NPN NC SHIELDED N2
PNP output	P	P		
NPN output	N	N		
NO normally open	1	1		
NC normally closed	2	2	X18YB3P1UN2B X18YB3P2UN2B X18YB3N1UN2B X18YB3N2UN2B	PNP NO UNSHIELDED N2 PNP NC UNSHIELDED N2 NPN NO UNSHIELDED N2 NPN NC UNSHIELDED N2
shielded	S			
unshielded		U		
Amphenol connector	N1	N1	X18YB3P1SN3B X18YB3P2SN3B X18YB3N1SN3B X18YB3N2SN3B	PNP NO SHIELDED N3 PNP NC SHIELDED N3 NPN NO SHIELDED N3 NPN NC SHIELDED N3
Amphenol connector 90 degree	N2	N2		
Amphenol connector inverse	N3	N3		
range (mm)	5mm	8mm	X18YB3P1UN3B X18YB3P2UN3B X18YB3N1UN3B X18YB3N2UN3B	PNP NO UNSHIELDED N3 PNP NC UNSHIELDED N3 NPN NO UNSHIELDED N3 NPN NC UNSHIELDED N3
load current	400mA	400mA		

Wiring Diagram PNP/NPN



N1/N2/N3 Connection Diagram



TECHNICAL SPECIFICATIONS

Nominal Sensing Distance S_n	5 mm	8 mm
Operating Distance	-	-
Differential Travel	10% Typ	10% Typ
Repeat Accuracy R	2%	2%
Operating Voltage U_b	10-30VDC	10-30VDC
Ripple U_{pp}	<20% U_b	<20% U_b
No-load Supply	20mA	20mA
Load Current I_a	<400mA	<400mA
Leakage Current	<10uA	<10uA
Voltage Drop U_d	1.2V max.	1.2V max.
Output Type	PNP or NPN NO or NC	PNP or NPN NO or NC
Switching Frequency	200Hz	200Hz
Time Delay Before Availability t_v	100ms	100ms
Supply Electrical Protections	polarity reversal, transient	polarity reversal, transient
Output Electrical Protections	short circuit protection (autoreset)	short circuit protection (autoreset)
Ambient Temperature T_a	-20--+70C	-20--+70C
Temperature Drift	+/- 10% SR	+/- 10% SR
Protection Degree (DIN 40 050)	IEC IP67	IEC IP67
LED Indicators	Yellow (NO output energized)	Yellow (NO output energized)
Housing Material	NBT	NBT
Sensing Face Material	PBT	PBT
Tightening Torque	30Nm	30Nm
Weight (approximate)	200g (N1)(N2)(N3)	200g (N1)(N2)(N3)