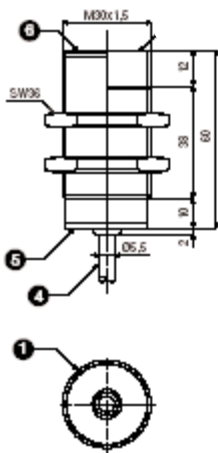


M30 30mm Inductive Metal Housing 10mm range Harsh Duty IP68 Low Temp



- 1 M1 axial cable
- 4 M1 cable 3x0.055mm, 3.1mm
- 5 LED
- 6 Shielded version

M30 30mm Inductive Proximity Sensor
Low Temp -40--+85C 10 mm shielded range
4 wire 10-30VDC
miniaturized body design
2 meter standard integrated cable
IP68 protection degree
protection from electrical damages
NBT nickel plated brass housing



PARTS INDEX

SPECIFICATIONS

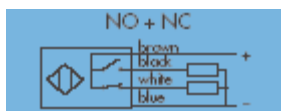
X30TB4P3SM1B
X30TB4N3SM1B

PNP NO+NC SHIELDED M1
NPN NO+NC SHIELDED M1

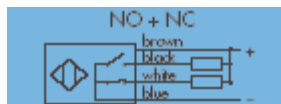
Parts Matrix

inductive sensor series	X
M30 30mm diameter body	30
harsh duty IP68-Low Temp-standard ranges	T
nickel plated brass	B
4 wire device	4
PNP output	P
NPN output	N
NO+NC normally open/normally closed	3
shielded	S
2m standard integrated cable	M1
range (mm)	10mm
load current	250mA

Wiring Diagram



PNP



NPN

TECHNICAL SPECIFICATIONS

Nominal Sensing Distance S_n	10 mm
Operating Distance	-
Differential Travel	10% Typ
Repeat Accuracy R	2%
Operating Voltage U_b	10-30VDC
Ripple U_{pp}	<20% U_b
No-load Supply	20mA
Load Current I_a	<250mA
Leakage Current	<10uA
Voltage Drop U_a	1.2V max.
Output Type	PNP or NPN NO + NC
Switching Frequency	800Hz
Time Delay Before Availability t_v	100ms
Supply Electrical Protections	polarity reversal, transient
Output Electrical Protections	short circuit protection (autoreset)
Ambient Temperature T_a	-40--+85C
Temperature Drift	+/- 10% SR
Protection Degree (DIN 40 050)	IEC IP68
LED Indicators	Yellow (NO output energized)
Housing Material	NBT
Sensing Face Material	PBT
Tightening Torque	60Nm
Weight (approximate)	180g (M1)